

MIGHTY★PURE™

ULTRAVIOLET WATER PURIFIERS




INSTALLATION AND MAINTENANCE

The purifier is installed as close as possible to the point of use. Connection of the inlet and outlet to water supply and insertion of plug into 3-wire grounded outlet is all that is required.

Ordinary maintenance consists of periodic cleaning of the quartz sleeve. Lamp replacement is recommended every 8,500 hours of operation (approximately 12 months of continuous service).

SPECIAL FEATURES



SPECIFICATIONS FOR STANDARD MODELS

Model	Litres per Minute	Litres per Hour	Inlet and Outlet ^①	Replacement Lamps ^③	Power Consumption ^②	UNIT DIMENSIONS (mm)			SHIPPING DATA	
						Length	Width	Height	Gross Wt. (Kg)	Net Wt. (Kg)
MP22A	23	1400	3/4" BSP	GPH436T5L.MBP	24 Watts	562	107	210	5.2	4.4
MP36C	46	2800	1" BSP	G36T6L	44 Watts	913	150	237	12	10
MP49C	76	4600	1 1/2" BSP	G48T6L	54 Watts	1225	150	237	13.6	11.6

- ① All inlets and outlets are male pipe threads.
- ② Total power consumption including ballast loss (approximate).
- ③ Ozone producing ultra violet lamps are also available

- Maximum recommended operating pressure for all purifiers is 100 p.s.i.
- Pressure drop at maximum recommended flow rate is less than 5 p.s.i.
- All data shown reflects 240 volt 50 Hz operation. **MIGHTY★PURE™** units are also available in 12 and 24 volt DC.
- Flowrates are based on maximum concentration levels shown on page 7 and are based on 50% UV transmission.



ULTRAVIOLET DOSAGE

Germicidal lamps provide effective protection against microorganisms. A small cross-section is shown below.


ORGANISM	ALTERNATE NAME	TYPE	DISEASE	DOSE*
<i>Bacillus subtilis</i> spores	<i>B. subtilis</i>	Bacteria	—	22,000
Bacteriophage	Phage	Virus	—	6,600
Coxsackie virus	—	Virus	Intestinal infection	6,300
<i>Shigella</i> spores	—	Bacteria	Bacterial Dysentery	4,200
<i>Escherichia coli</i>	<i>E. coli</i>	Bacteria	Food poisoning	6,600
Fecal coliform	—	Bacteria	Intestinal infection	6,600
Hepatitis A virus	Infectious Hepatitis virus	Virus	Hepatitis of the liver	8,000
Influenza virus	Flu virus	Virus	Influenza	6,600
<i>Legionella pneumophila</i>	—	Bacteria	Legionnaires' Disease	12,300
<i>Salmonella typhi</i>	—	Bacteria	Typhoid Fever	7,000
<i>Staphylococcus aureus</i>	Staph	Bacteria	Food poisoning, Toxic Shock Syndrome, etc.	6,600
<i>Streptococcus</i> spores	Strep	Bacteria	Strep throat	3,800

When used as directed to disinfect clear water, **MIGHTY★PURE™** Water Purifiers provide an ultraviolet dosage in excess of 30,000 microwatt seconds per square centimeter ($\mu\text{WSec}/\text{cm}^2$). At the end of lamp life (8,500 hrs)

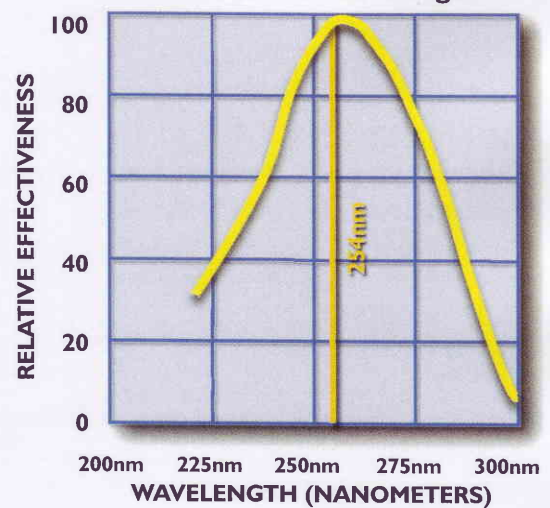
* Nominal Ultraviolet dosage ($\mu\text{WSec}/\text{cm}^2$) necessary to inactivate better than 99% of specific microorganism. Consult factory for more complete listing.

OPERATING CHARACTERISTICS

Relative Spectral Energy Distribution (Typical)



Germicidal Effectiveness As Related to Wavelength



Approximately 95% of the ultraviolet energy emitted from **STER-L-RAY™** germicidal lamps is at the mercury resonance line of 254 nanometers, the region of germicidal effectiveness most destructive to bacteria, mold and virus.